

# Hydro Beam X7

Light Efficiency:

2 Lumen/Watt

Dominant Wavelength:

451nm

Output:

180lm

Power:

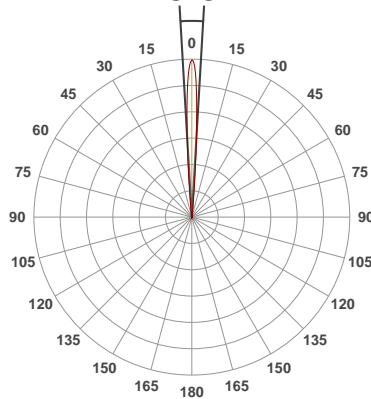
111.6W

Peak:

13147cd

Beam Angle

6.6°



Product Name:

Hydro Beam X7

Test:

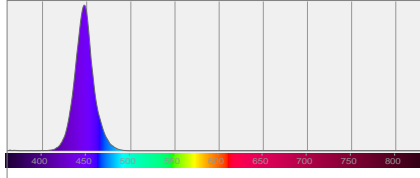
Zoom In Blue

Date:

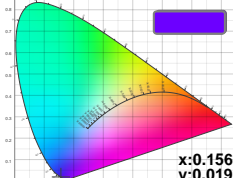
6/20/2019

Note:

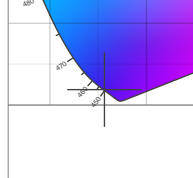
Spectral Distribution



Color Coordinates



Zoom Color Point



Distance (meter)

1

Distance (feet)

3.3

2

6.6

3

9.8

4

13.1

5

16.4

Lux\*

6.6°

Foot Candles\*

\*measured at  
center of beam

Beam Width (meter)

Beam Width (feet)

Beam Angle 50%	Field Angle 10%	Cutoff Angle 2,5%	Intensity Ratio in 120° Cone	Intensity Ratio in 90° Cone
6.6°	10.9°	13.1°	99.0%	98.9%

Beam Intensities from 1-20m

m	1	2	3	4	5	6	7	8	9	10	11	12	13	14	15	16	17	18	19	20
ft	3.3	6.6	9.8	13.1	16.4	19.7	23	26.2	29.5	32.8	36.1	39.4	42.7	45.9	49.2	52.5	55.8	59.1	62.3	65.6
lx	13102	3275	1456	819	524	364	267	205	162	131	108	91	78	67	58	51	45	40	36	33
fcd	1217.2	304.3	135.2	76.1	48.7	33.8	24.8	19	15	12.2	10.1	8.5	7.2	6.2	5.4	4.8	4.2	3.8	3.4	3